

**Engineering progress  
Enhancing lives**

## **ARTEVO® 360° Performance**

Shaping the future with lasting success: the new revolutionary premium ARTEVO system with unique 360° performance.



# Look forward to the future!

Humanity is facing the huge challenge of being able to shape a successful future with a high quality of life. Our planet now needs future-proof solutions and perspectives. Because the present is crucial for the future.

We are aware of this responsibility and are tackling these challenges. For our planet, future generations and our business partners. With this in mind, we are inventing and developing products and services that we can use to help shape the future more responsibly and sustainably, together with you.

ARTEVO® is further evidence of this innovative spirit and our brand promise. The first premium window system with 360° performance that sets new standards.

ARTEVO puts you in pole position.  
Bring on the future.  
Embrace it.



## Shaping the future. Together.

## Visionary

ARTEVO opens up entirely new options and business models.

## Inspiring

For the highest aesthetic demands.

## Productive

ARTEVO makes window production significantly easier and increases the range of applications.

## Innovative

The innovative LowE foil (patent-pending) and RAU-FIPRO X fibre composite material.

## Unique

New technologies merge to become a 360° system with a multitude of individual added values.

## Sustainable

Responsibility as standard: recycled material at the centre of both the main profiles and the glazing beads, as well as the fully recyclable LowE foil, stand for consistent sustainability.

# Setting standards. Constantly.

Developed at REHAU 15 years ago with a bold vision, our polymer glass fibre material RAU-FIPRO X is now an unparalleled success story that has revolutionised the window market. REHAU has always been defined by ground-breaking innovations. We are now carrying on this tradition. ARTEVO. The art of reinventing yourself every day.



## Aspiration and promise rolled into one

### ART

Its timeless, modern and perfectly formed design makes it a contemporary classic.

### EVOLUTION

Expertise combined into one system: innovation and progress that positively change the world.

## RAU- FIPRO X

High-Tech  
Material

### We are proud to present the next generation: ARTEVO

The symbiosis of the proven high-tech material RAU-FIPRO X and REHAU's outstanding technological expertise allows the material's full potential to be used. The result: ARTEVO – 360° performance, premium in every respect, combined with the most efficient use of materials. A superior system in every respect.



**ARTEVO®**

**The revolutionary  
window system.**

# When less becomes more

REHAU's material and technological expertise enables improved performance combined with the most efficient use of resources. What does this mean for you? Many, many more advantages!

## Improved performance and stability

Thanks to the optimised use of the high-performance material RAU-FIPRO X in conjunction with REHAU's outstanding technological expertise, ARTEVO® totally redefines the limits of what's possible.

**RAU-FIPRO X**

High-Tech Material

## Greater strength and thermal insulation

The integration of the fibre composite material in the entire cross-section of the profile ensures a completely even and reliable load transfer. Strengthened zones in the outer walls provide additional stability and torsional rigidity. This allows us to raise the bar in terms of design, comfort, safety and sustainability. Standard  $U_f$  values (without steel), as low as  $0.97 \text{ W/m}^2\text{K}$ .

## Production efficiency

Elements with a sash height of up to 2.40m are possible without any additional structural measures. So the components can be manufactured more quickly.


Reducing the height of the glazing bead base makes it much easier to use bonding technology. Additional bonding enables sash heights of up to 2.60m without any steel reinforcement.

### Cubic design

Symmetrical, cubic contours with extremely slender upstands: small radii and angles create a modern, contemporary design.

### Narrow middle section

Slimmest version: 118mm  
Standard version: 156mm



### Unparalleled sustainability

REHAU profiles already contain up to 75% recycled material. For the first time, the system also contains recycle in the glazing beads.

**REHAU  
EcoPuls**

Sustainability  
Competence

### Innovative technology in ARTEVO max

The integration of innovative LowE foil reduces thermal radiation to 5% and prevents convection within the chambers. This results in  $U_f$  using LowE foil as low as  $0.81 \text{ W/m}^2\text{K}$ .

### Lighter without steel

Window elements without steel are up to 40% lighter than classic PVC windows.

### 80mm strategy platform

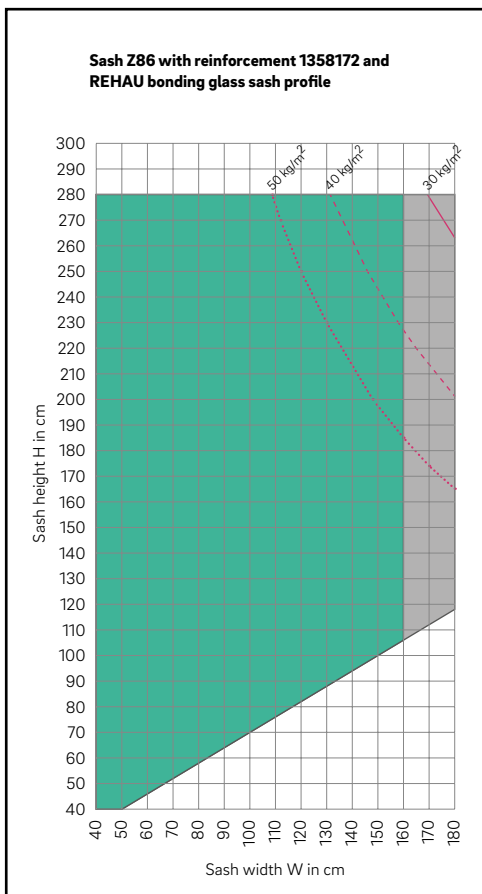
Common system platform with REHAU SLINOVA and SYNEGO. Therefore, both the additional profiles and couplers, for example, are identical for all systems.

### Total design freedom

Be it a wood or metallic finish, achieved through foiling, painting or aluminium cover profiles, ARTEVO gives you maximum design options and sizes.

### Improved performance and stability

Thanks to the optimised use of the high-performance material RAU-FIPRO X in conjunction with REHAU's extensive technological expertise, ARTEVO totally redefines the limits of what's possible once more.



### Maximum height: 2.80m\*

The integration of the fibre composite material in the entire cross-section of the profile in combination with steel reinforcement and bonding technology enables sash heights of up to 2.80m for both white and coloured windows.

### Maximum glass thickness: 56mm / 72mm

Glazing with a thickness of up to 56mm can be used in the recessed sash and in the frame. Glazing with optimised sound and thermal insulation can therefore be used. In the flush-mounted sash, the maximum pane thickness has been increased to 72mm.

\*As tested in Germany to DIN EN 12210. Testing in other countries/standards max sizes may be different.

# Performance without limits

When window design and architecture perfectly interact, great things can happen. ARTEVO® enables a new dimension of design freedom when it comes to size, functionality and surfaces.

## Next-level sustainability

REHAU profiles already contain up to 75% recycled material. For the first time, the system also contains recycle in the glazing beads.

**REHAU  
EcoPuls**

Sustainability  
Competence

## Flush-mounted sash

The popular flush-mounted window sash, creates a uniform, closed appearance; functionally, it allows a bigger glass thickness of up to 72mm.

## Efficiency through simplification

Universal reinforcement including sash, frame, and dummy mullion. This means reinforcement for a wide range of applications and therefore reduced stock-keeping and production effort.

# Strikingly subtle design

The cubic shape combines aesthetics and function. It gives every building a special charm that combines elegance and modernity.

## Addressing new market segments.

### Impressing architects.

Clear, angular contours ensure unbeatable aesthetics. Extra-narrow profiles make the glass surfaces larger, giving rise to new architectural options with maximum natural light.



### Slimline sash

An extremely narrow sash creates a slimline look and lets in more light. With steel reinforcement and bonding technology, this sash achieves heights of up to 2.60m.

Sash height  
up to max.  
2.80m\*



### Flush-mounted sash

The popular flush-mounted window sash creates a uniform, closed appearance; functionally, it allows a bigger glass thickness of up to 72mm.





### Design variety



#### **KALEIDO COVER**

The flawless aluminium look: aluminium cladding combines a high-class appearance with the technical advantages of PVC-U windows.



#### **KALEIDO WOOD EC**

Deceptively genuine: convincingly looks and feels like wood with a matt finish and particularly deep embossing.



#### **KALEIDO FOIL**

The tried and tested standard process with double layer PVC film: the base film provides the desired colour, and the transparent top layer protects against damage and environmental influences.



#### **KALEIDO PAINT**

Unlimited options: elegant paint with a gloss or matt finish in almost every RAL, DB and NCS colour. Textured paints for special effects are a particular highlight.

# More options. Less effort.



## RAU-FIPRO X

### High-performance material

The integration of the fibre composite material in the entire cross-section of the profile ensures completely even and reliable load transfer.

Strengthened zones in the outer walls provide additional stability and torsional rigidity. This allows us to raise the bar in terms of design, comfort, safety, thermal insulation and sustainability.

## RAU- FIPRO X

High-Tech  
Material

# Produce more efficiently. Work more successfully.

ARTEVO® makes window production significantly easier, while increasing the range of applications. Rationalised production allows for sustainable and cost-effective fabrication.

## Sash heights up to 2.60m without steel

You can design most of your window production without any steel reinforcement. This saves time, money and storage space and also optimises thermal insulation.

## Optimised for bonding technology

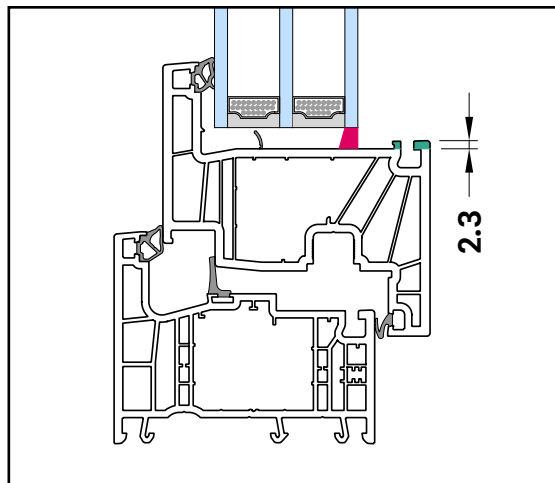
The reduced height of the glazing bead base makes it easier to insert the glue nozzle.

## Efficiency through universal reinforcement

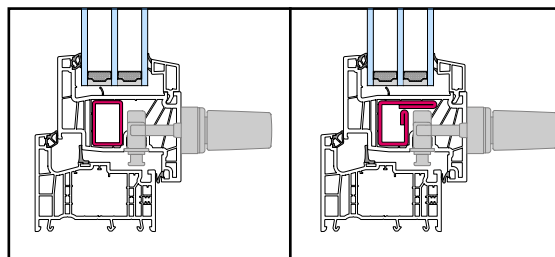
Less complexity when planning and producing window solutions with steel reinforcement. This reduces your stock-keeping.

## Less swarf

No additional steel fabrication is required for either sash reinforcement. This ensures a faster throughput time when drilling the handles, reduced wear and tear and therefore a longer tooling service life. In addition, there is no steel swarf, of course, so no cleaning is required.



Reduced glazing bead base for easier glazing bonding.



Neither the universal reinforcement (left) or structural reinforcement (right) requires additional steel fabrication work.

# More possibilities. Less complexity.



## **80mm construction depth**

### **Common system platform**

A consistent platform strategy is crucial for easy planning and production. The same glazing beads are used for frame profiles and sashes. Similarly, the add-on profiles and couplers are also the same as those used on SLINOVA patio doors, thanks to the 80mm construction depth. This streamlines the range and therefore storage space. It also significantly reduces the overall complexity.

# Expanding applications. Reducing the number of items.

Differing market requirements, individual customer needs, optimised structures: ARTEVO® ensures efficiency and improves competitiveness.

## Passivhaus certification in an instant

On request, LowE foil is integrated into ARTEVO profiles at the factory. However, it can also be purchased by the roll and manually inserted into the profiles. One profile, two solutions. ARTEVO at its best.

## Design sash solutions

Open to maximum creativity and individual design: sashes with a flush-mounted design or narrow profiles enable individual, visually appealing solutions.

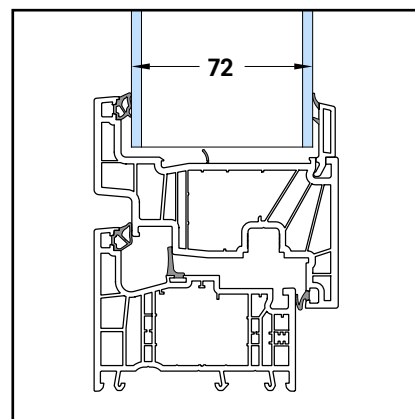


## RAUCERO threshold

This easy-access flush-to-floor threshold provides a floor-level thoroughfare with no trip hazards. Thanks to the all-round fitting, locks can also be included in the threshold area. Any necessary fitting components are integrated into the threshold. The clever lowering seal prevents marks on the floor and the sill.

## Improved functionality with special glazing

Glazing with a thickness of up to 56mm can be used in the recessed sash and in the frame. In the flush-mounted sash, this range is extended to a maximum thickness of 72mm. Unlimited multifunctional glazing can therefore be incorporated.



Flush-mounted sash.

# Taking responsibility. It's that simple.

Outstanding energy efficiency, the use of recycled materials, an established circular economy, innovative LowE profile technology and window tracking: environmentalism in its many forms. Well prepared for the future.

**Profile with fully recyclable LowE foil**



## **Optimum thermal insulation up to Passivhaus certification**

ARTEVO® max, the product variant with additional, innovative REHAU LowE profile technology, provides perfect energy efficiency. Thanks to the use of LowE foil in frame profiles and sashes, ARTEVO max achieves  $U_f$  values as low as  $0.81 \text{ W/m}^2\text{K}$  and is certified according to the criteria of the Passivhaus Institute in Darmstadt, easily meeting the high standards of Swiss Minergie P certification.



## **Up to 75% recycled material**

Having been awarded the EcoPlus Label, ARTEVO stands for REHAU's circular economy and for a clear commitment to sustainability. By using recycled material at the centre of both the main profiles and the glazing beads, the system makes an active contribution to a more sustainable future.



**REHAU  
EcoPuls**

Sustainability  
Competence



**Recyclable LowE foil**

Conventional solutions for Passivhaus-certified PVC windows usually have additional insulation in the form of PU or PS foam inserts that cannot be recycled easily during the recycling process. The LowE foil in ARTEVO max is straightforward to recycle along with the existing window, thereby ensuring that the materials productively remain in the cycle.



**Transparency with Window.ID**

Comprehensive. Innovative. Forward-looking. The REHAU Window.ID creates a lifelong connection to your products. This guarantees efficiency along the entire value chain, improves customer satisfaction ratings and ensures that the material is subsequently recycled.

# Smart features for a modern home

ARTEVO® doesn't only impress as an outstanding window profile system. Sensible add-ons also offer attractive additional business.



## Preventive protection against break-ins

REHAU Smart Guard\* detects intruders and actively deters them before any damage can occur. In the event of an emergency, the main alarm is triggered wirelessly. You also have the option to integrate this into external smart home systems, such as Mediola. You can then conveniently control everything via the associated app.



## A stylish look and a spectacular view

The fall preventing glass, French balcony SKYFORCE combines certified safety with visual standards. It supports the clear lines of modern façades and is also installed without any visible screws.

**Privacy at the touch of a button**

At the touch of a button, REHAU Smart Privacy transforms a living space into a private oasis of well-being with switchable glass in a simple frosted look that still allows light to flood in. Enjoy the view while being able to protect yourself from prying eyes at the touch of a button, thanks to REHAU SMART PRIVACY.

**Elegant and secure**

Our LINEA\* window handles' simple appearance harmonises perfectly with the clear lines of modern ARTEVO windows. A patented locking mechanism provides the window with additional security, making it harder for intruders to push it open from outside.



# ARTEVO® in detail

Maximum values in every respect

## ARTEVO windows, balcony and terrace doors

### Technical data

Visible width of frame/sash:	106mm to 173mm
Construction depth:	80mm
Thermal insulation $U_f$ (EN 12412-2 / EN 10077-2):	ARTEVO as low as 0.97 W/m <sup>2</sup> K ARTEVO max as low as 0.81 W/m <sup>2</sup> K
Sound insulation $R_w$ (EN ISO 717-1):	up to 48 dB
Burglar resistance (EN 1627):	up to Class RC 3*
Resistance to wind load (EN 12210):	up to class B5
Watertightness (EN 12208):	up to class 9A
Air permeability (EN 12207):	up to class 4
Maximum pane thickness:	56mm or 72mm with flush-mounted sash



**RAU-  
FIPRO X**

High-Tech  
Material

### Design variety



#### KALEIDO COVER

The flawless aluminium look: aluminium cladding combines a high-class appearance with the technical advantages of PVC-U windows.



#### KALEIDO WOODEC

Deceptively genuine: convincingly looks and feels like wood with a matt finish and particularly deep embossing.



#### KALEIDO FOIL

The tried and tested standard process with double layer PVC film: the base film provides the desired colour, and the transparent top layer protects against damage and environmental influences.



#### KALEIDO PAINT

Unlimited options: elegant paint with a gloss or matt finish in almost every RAL, DB and NCS colour. Textured paints for special effects are a particular highlight.

# REHAU ARTEVO

Simply the best.  
For your success.



**REHAU ARTEVO®**

Shape your future  
with lasting success!





Follow us  
[@REHAUwindows](#)



Find us  
[REHAU.UK](#)



Look for us  
[REHAU\\_UK](#)



See us  
[REHAULtd](#)



Connect to us  
[REHAU-UK-  
window-solutions](#)

This document is protected by copyright. All rights based on this are reserved. No part of this publication may be translated, reproduced or transmitted in any form or by any similar means, electronic or mechanical, photocopying, recording or otherwise, or stored in a data retrieval system.

© REHAU Ltd  
Hill Court, Walford,  
Ross-on-Wye, HR9 5QN

10.2024